

# STEPRITE®

ACCESS SOLUTIONS

## Work Platform Ladders

Introducing **STEPRITE® Work Platform Ladders** now providing safe and reliable access solutions for working at heights. **STEPRITE®** design and manufacture a range of quality engineered Work Platform Ladders that comply with all your occupational health and safety requirements.

**STEPRITE® Work Platform Ladders** are constructed from strong, lightweight structural grade aluminium. This results in a quality product requiring minimal maintenance and is further backed up with a lifetime warranty against faulty workmanship.

All our Work Platform Ladders have been designed and independently tested and exceed all relevant Australian Standards.

**STEPRITE® Work Platform Ladders** can be used for working at heights across a wide range of industries such as Mining maintenance, Aviation, Construction, Transport, Agricultural, Mechanical and Manufacturing workshops.



Distributor:



[solutions@backsafemining.com.au](mailto:solutions@backsafemining.com.au)

Phone 1300 305 314





# STEPRITE®

## ACCESS SOLUTIONS


**STEPRITE® Work Platform Ladders** come in a range of standard sizes starting at a working height of 1 metre and increase in 250mm intervals all the way up to our largest at 3 metres.

### SPECIFICATIONS

MODEL	PLATFORM HEIGHT	PLATFORM AREA	BASE AREA	APPROX WEIGHT	SAFETY CHAINS & CLIPS	SAFETY GATE
WPL1000	1000mm	750x750mm	1110x850mm	55kgs	✓	-
WPL1250	1250mm	750x750mm	1200x850mm	58kgs	✓	-
WPL1500	1500mm	750x750mm	1350x850mm	62kgs	✓	-
WPL1750	1750mm	750x750mm	1450x850mm	65kgs	✓	-
WPL2000	2000mm	1000x1000mm	1725x1100mm	100kgs	✓	✓
WPL2250	2250mm	1000x1000mm	1815x1100mm	105kgs	✓	✓
WPL2500	2500mm	1000x1000mm	1900x1100mm	120kgs	✓	✓
WPL2750	2750mm	1000x1000mm	2125x1100mm	125kgs	✓	✓
WPL3000	3000mm	1000x1000mm	2100x1100mm	130kgs	✓	✓

### STEPRITE® Work Platform Ladder Features

Our Ladders have many features which when combined offer a unique total solution for working at height with ease and safety.



#### SAFETY CHAIN AND CLIPS

All Work Platform Ladders come with strong fully welded safety chains and clips which cannot be removed by hand.



#### HANDRAIL

Seamless fully welded 900mm high handrail with midrail to Ladders and platform.



#### HEAVY DUTY PLATFORM

Non slip surface with 4.5mm thick plate for added strength and durability.



#### TREADS

Special non slip extrusion section that is lightweight yet strong and will retain grip even with the dirtiest work boots.



#### LIFTING HANDLES

Conveniently placed lifting handles allows the unit to be moved around easily.



#### FEET

Large feet with non slip rubber mouldings to provide a stable footing.




#### CLEARANCE

Clearance of 200mm all around to allow access over equipment, tools and other obstacles.



#### TOOL TRAY

Keep tools and equipment dry and clean using the included tool tray.



#### CASTOR

Heavy duty nylon castors allow the Work Platform Ladders to be easily moved around similar to a wheelbarrow. Bolt fixing allows the castor assembly to be replaced if damaged or easily changed to other castor styles and materials to suit different applications.



#### C-SECTION

Specially designed lightweight 'C' section provides high strength and torsional resistance. It also allows all fixings to be concealed and not protrude where they can cause injuries or damage.



#### FRAME DESIGN

Unique design allows the Work Platform Ladders to be flat packed for easy cost effective transport and storage. Each Work Platform Ladder comes with easy step by step installation instructions.



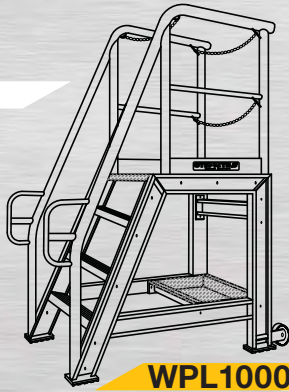
#### SAFETY GATE

Work Platform Ladders over 2 metres in height come with an inward opening safety gate which can be locked in the open or closed position. This provides a kickplate all around the platform as required by Australian standards.

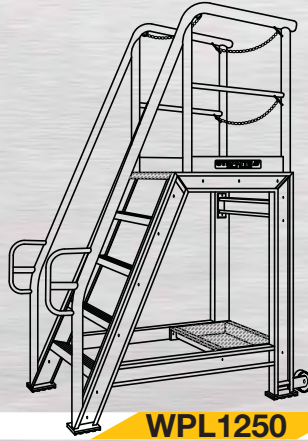
### STEPRITE® Work Platform Ladder Options

- Stair treads at 45 degrees
- Multiple walkthrough options
- Platform and Handrail extension packs
- Variety of castor styles and materials
- Safety gates for models WPL1000-1750
- Self closer for safety gate
- Solid safety arms to replace safety chains
- Additional tool trays are also available

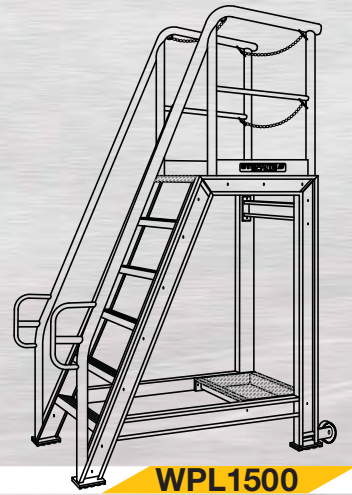




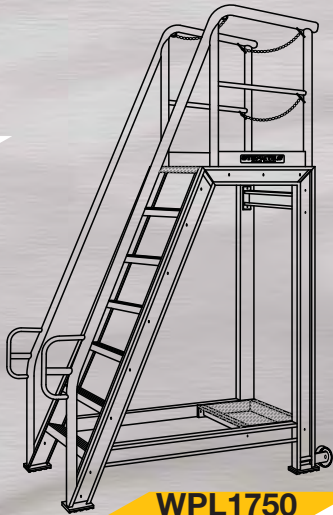
**WPL1000**



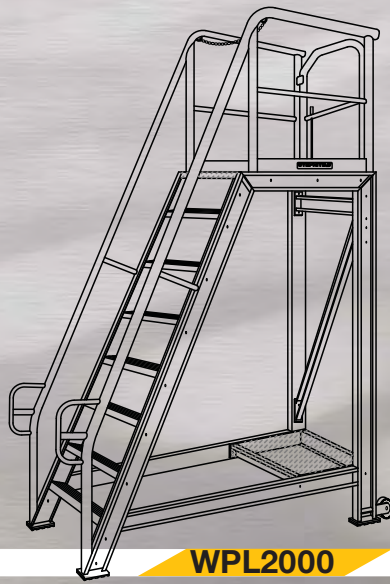
**WPL1250**



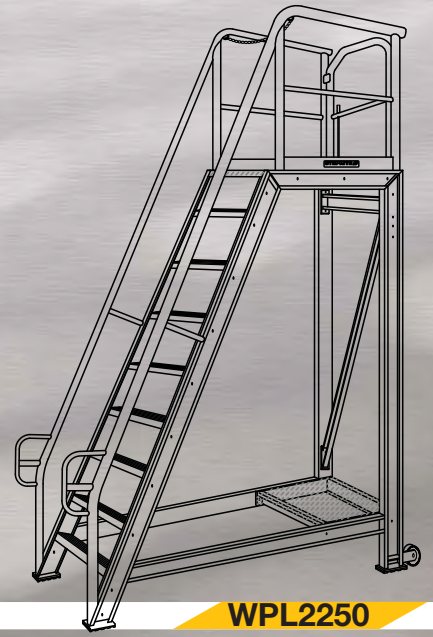
**WPL1500**



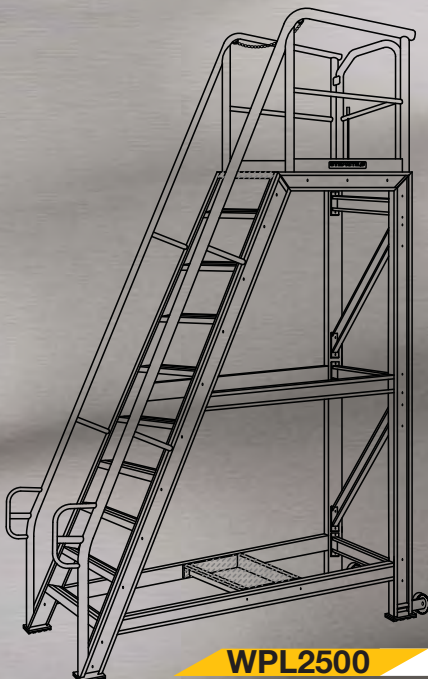
**WPL1750**



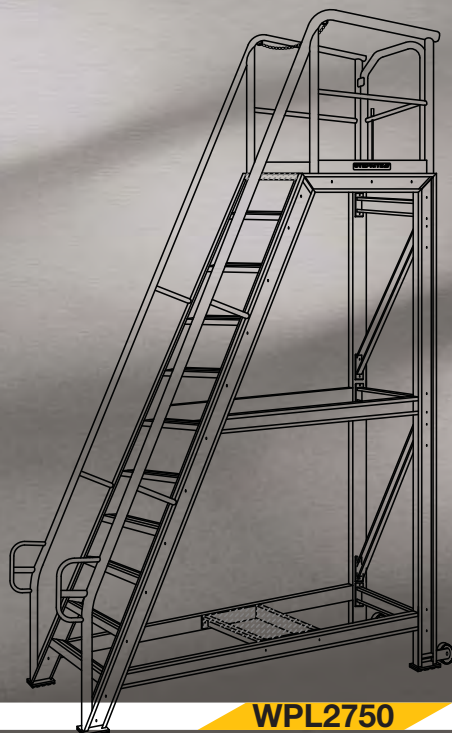
**WPL2000**



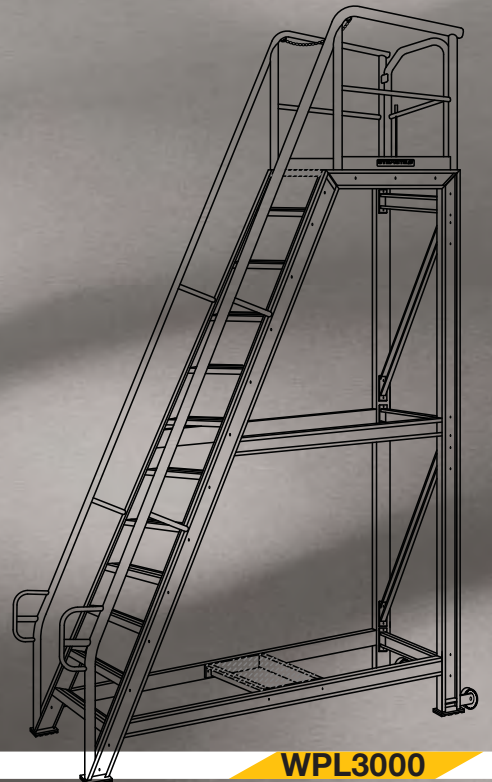
**WPL2250**



**WPL2500**



**WPL2750**



**WPL3000**



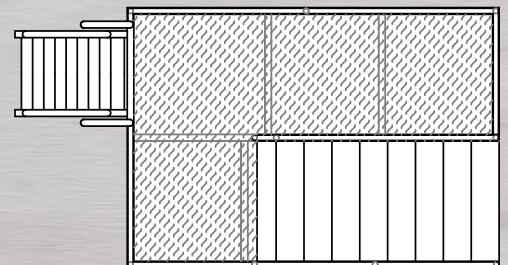


# STEPRITE® Special Builds

Whilst our standard range of Work Platform Ladders can provide a quick and easy solution to your access needs, we understand that more specialised solutions are often required. STEPRITE® offers a design and manufacture service that will supply a tailor made access solution to suit your specific requirements.

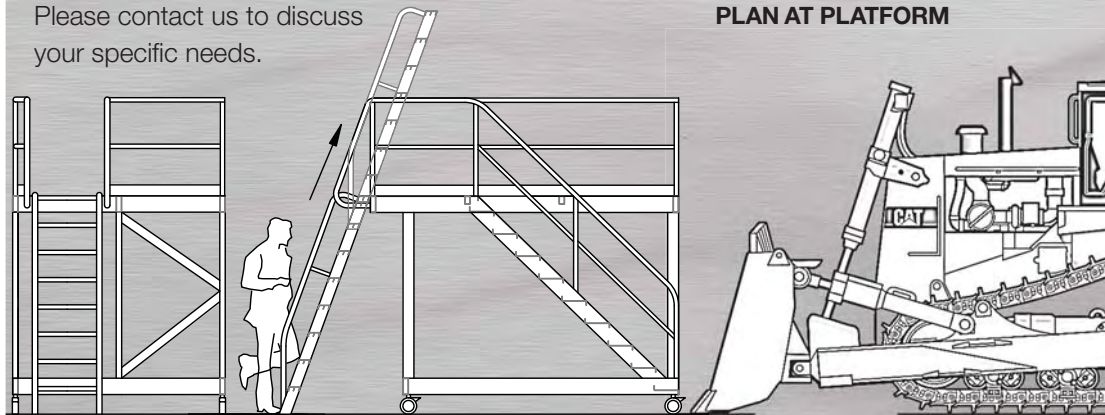
**STEPRITE® Special builds** can include Ladders or access stairs to platforms with fixed or removable handrailing options. Special widths, heights and configurations can be designed along with any access restrictions allowing use in and around or over equipment. A range of wheel style and materials along with extra handling options such as crane lifting points or forklift slots are also available to assist in moving the Ladders to the locations required.

All **STEPRITE® Special Builds** will be designed and manufactured to comply with all relevant Australian Standards and any company specific codes or occupational health and safety requirements. Engineering certification and testing can be provided if requested.



PLAN AT PLATFORM

Please contact us to discuss your specific needs.



END ELEVATION

SIDE ELEVATION

SPECIAL WORK PLATFORM



3.5M high STEPRITE® Special Build Mobile Stair Platform

Distributor:



[solutions@backsafemining.com.au](mailto:solutions@backsafemining.com.au)  
Phone 1300 305 314